





## PAT TRAP SPECIFICATION SHEET




- **More registered targets are thrown from Pat-Traps than from any other automatic trap machine!**
- **Four Case Turret (540 Targets).**
- **Switch from “Singles” to “Doubles” in Seconds and vice versa.**
- **Operates from standard 115VAC, 15 Amp, 60 Hz. Power Source.**
- **Electronically operated solenoid release for “Instant response”.**
- **3/4 H.P. Direct Drive Hydraulic Pump that uses 5W20 oil.**
- **High Quality “Soft-Shift” Hydraulic Valves for Smooth Operation of Wobble and Oscillation Cylinders.**
- **Vibration Free.**
- **Sealed Ball Bearings.**
- **Side-Loading Turret Available.**
- **Base Dimensions 30” Wide by 21.5” Deep.**
- **Height Requirements 41” (Minimum) - 43” (Preferred) from pedestal to ceiling inside trap house.**
- **Use with manual Pull Cord or Accepts Most Voice or Wireless Releases.**
- **No Gear Boxes to break down or complex electronics that overheat.**
- **No More Target Guide Springs to create target dust for cleaner operation.**
- **“G” Series Electronics are simpler than “SW” Series for improved reliability.**
- **Most Consistent Target Presentation.**
- **Made in The USA.**
- **One Year Parts and Labor Warranty**



**PAT TRAP SPECIFICATION SHEET**




**Easily Set Field Angles with Sealed Switches**




**New "XXX" Finger for Improved "Doubles"**




**Main Shaft Clutch Assembly Eliminates Vibration**



**Maintenance Free Elevated Rollers**




**Maintenance Free Cam Operated Target Elevator**



**Fine Tooth Elevation Cogs for establishing proper target height**



**3/4 HP Farm Duty Motor and Direct Drive Pump**



**Rugged Throw Arm for Consistent Targets**